

## SKAHA CLIMBING UPDATE (March 20<sup>th</sup>, 2025)

The following list of updates complements the guidebook, Skaha Climbing, by Quickdraw Publications. The crags are ordered alphabetically and include some not found in the guidebook. Early versions of this document were compiled by the late Jon Jones and other local climbers – this version builds off their work.

### Northern Access

The northern crags access has changed considerably since the guidebook was released. There is now a formal parking area and a new trail system (see map below). To find the new parking area, turn east from South Main Street and wind your way up Pineview Road until you are forced to turn right onto Evergreen Drive (about 1.5 km). Follow this for 500 m to the start of “The Bluffs at Skaha” housing development (please do not enter it). Turn left here into the climbing parking lot. *Please note this is a day-use area and no camping or overnight parking is permitted.*



**History:** The developers of The Bluffs at Skaha, donated 65 ha of land as an ecological gift to Skaha Bluffs Provincial Park. The donated land extends

approximately from the southern end of Little White north to the gas pipeline road and includes many significant crags that were previously on private land. As part of the arrangement, the developers also donated land to the City of Penticton as 'green space'. This comprises a narrow (approx. 10 m wide) corridor of land that follows Canoe Trail and which will provide access from the Evergreen Drive parking lot to the Skaha Bluffs Provincial Park when all the legal details are completed.

The trails currently open to climbers are shown on the map below, which is a modified version of the map found on page 133 in the guidebook, *Skaha Climbing*. Please note the Middle and Upper trails (3 and 4) cross private land. Fortunately, the current owners have placed no restrictions on their use by hikers, climbers and mountain bikers.

**1/1a. Powerline Trail:** These trails are now closed to the public.

**2. Canoe Trail:** Look for a cairn on the edge of the embankment just east of the powerline. This marks the start of a trail that heads steeply down the embankment, skirts the east side of a small pond, jogs right, and then joins the old Canoe Trail. From here, the trail traverses past all the Canoe Crags on the right (watch for poison ivy) before the valley widens and the trail transitions into a dirt road as it starts to climb. After 50 m, look for a cairn and a reflective marker on a tree. This is where Canoe Trail branches right and cuts across a terrace to join the powerline road near its junction with the gas line road. This approach leads to the main Foreplay area. **Do not** attempt to approach Foreplay through the private property to the west.

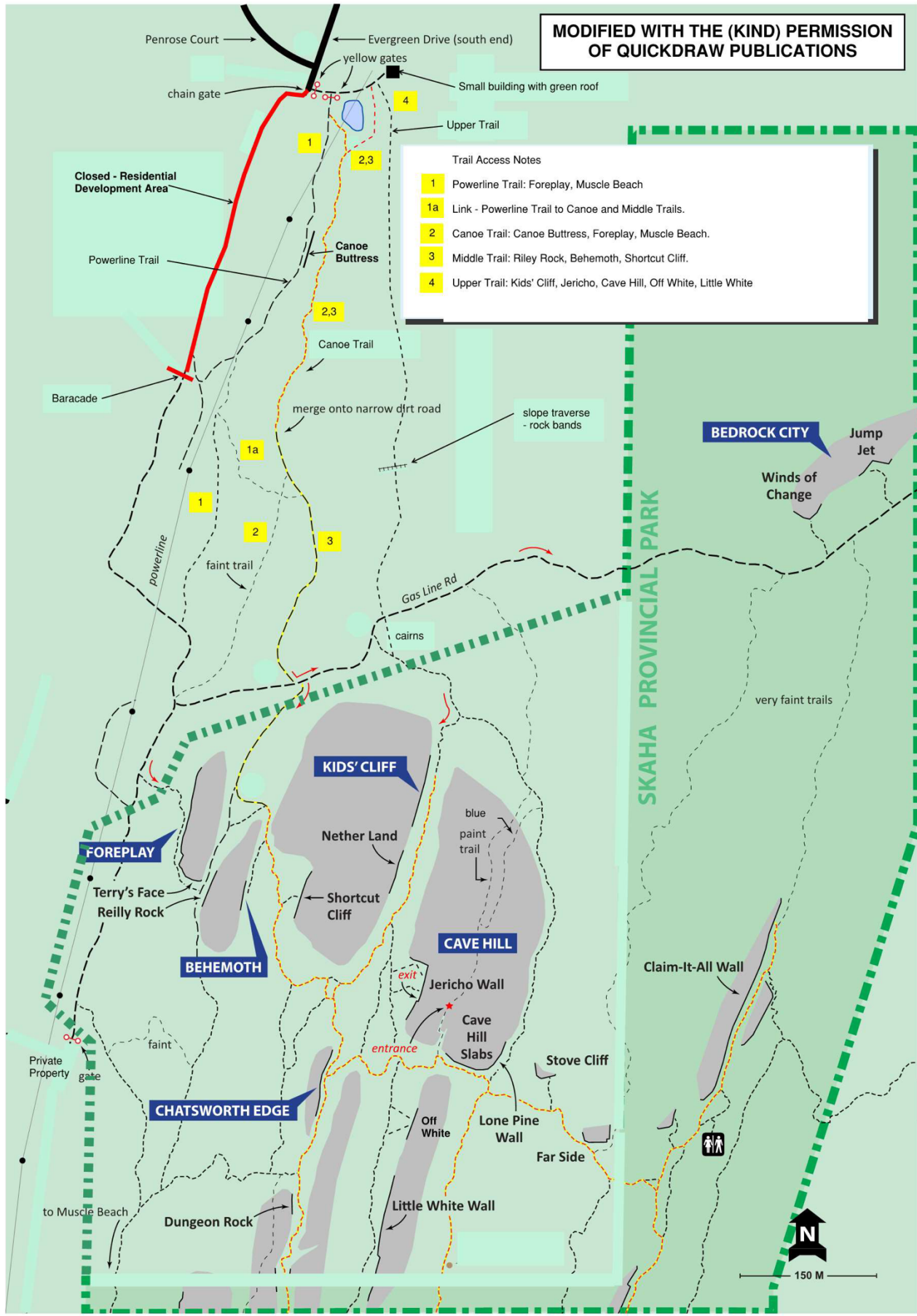
**3. Middle Trail:** This is the continuation of the dirt road after Canoe Trail branches right toward Foreplay. After about five minutes, it crosses the gas pipeline road and continues on the other side. A few minutes of hiking brings you to a trail on the left that leads to Shortcut Cliff and Behemoth, but can also be used to approach Chatsworth, Cave Hill (Jericho) and Little White. If you hike straight ahead past the left turn to Shortcut, the trail brings you to Foreplay South, Terry's Face and Reilly Rock.

**4. Upper Trail:** Start in the southeast corner of the parking lot. Descend a short hill to a junction where a right-hand branch cuts over to Canoe Trail, but keep left. From here, Upper Trail climbs steeply before traversing southward (be careful to avoid straying onto mountain bike trails). Scrambling through rock bands and some minor descending leads to the gas line road, which leads uphill to Bedrock City. Cross the gas line road and pick up a trail that ascends steeply to a narrow and brushy valley entrance that accesses Kids Cliff, Cave Hill (Jericho), Chatsworth and Little White.

MODIFIED WITH THE (KIND) PERMISSION OF QUICKDRAW PUBLICATIONS

Trail Access Notes

1	Powerline Trail: Foreplay, Muscle Beach
1a	Link - Powerline Trail to Canoe and Middle Trails.
2	Canoe Trail: Canoe Buttress, Foreplay, Muscle Beach.
3	Middle Trail: Riley Rock, Behemoth, Shortcut Cliff.
4	Upper Trail: Kids' Cliff, Jericho, Cave Hill, Off White, Little White



BEDROCK CITY

Jump Jet

Winds of Change

SKAHA PROVINCIAL PARK

KIDS' CLIFF

FOREPLAY

BEHEMOTH

CAVE HILL

CHATSWORTH EDGE

Claim-It-All Wall

Little White Wall



150 M

## **Another Buttress** (east facing, some tree shade)

**Highway to Hell** \*\*\* 5.9 (6 bolts, 14 m) Start at the wide crack/chimney three metres right of Leverage. Bear left and then up through overlaps. FA Russ Turner Fall 2019.

**Rock the Casbah** \*\*\* 5.7 (7 bolts, 16 m) Between Lick it in Your Panties and Hair on a G-String. FA Lyle Thiede, Russ Turner, 2019.

**Pretzel Logic** \*\*\* 5.6 (9 bolts, 20 m) Immediately left of Don't Worry. FA Russ Turner 2020.


## **Bedrock City** (south facing)

These southeast-facing routes are found on the distant, northern (right-hand) end of Bedrock City. Approach from the south via Claim-it-All Wall (longer) or from the north via the gas pipeline road (steeper). This crag gets good sun in cold, clear weather. Routes are listed from left to right.

A. **Yabba Dabba Do** \*\* 5.11a (8 bolts, 15 m) FA Doug Orr, 2021.

B. **The Flint Stone** \*\* 5.12a (7 bolts, 15 m) FA Doug Orr, 2021.

C. **Fred** \*\* 5.10d (6 bolts, 15 m) FA Doug Orr, 2021.



## **Behemoth** (east facing)

**The Proscenium** (a.k.a. The Stage) is an attractive cliff above a small terrace on the south end of the main cliff. The easiest approach is by continuing south from Reilly Rock and then contouring around the southern

end of Behemoth. The cliff can also be accessed from the valley floor at the south end of the main Behemoth buttress. Routes are listed left to right:

1. **Theatre School Dropout** 5.9 (7 bolts, 16 m) Start at the base of a wide crack in a right-facing corner. Step up and left to gain a face with a variety of holds that leads to a chain anchor. FA John Pogson, 2023.
2. **A Midsummer Gneiss Dream** 5.9 (6 bolts, 16 m) Start at the base of a wide crack in a right-facing corner. Stay straight, just to left of a corner crack. Climb on a variety of holds to a chain anchor with fixed carabiners. FA John Pogson, 2023.
- A. **Merchant of VenGneiss** 5.10d/11a (6 bolts, 16 m) Stick-clip the first bolt. Bouldery moves past the fixed draw then a romp to the top. FA Brian Bendig, 2021.
- B. **School of Rock: A Rock Fest** \*\* 5.11a (7 bolts, 16 m) FA Alex Preissl, 2021.
- C. **Dawn Giovanni** \*\* 5.11b (8 bolts, 16 m). Stick-clipping the second bolt is recommended. FA Brian Bendig, 2021.
- D. **Balcony Seats** \*\* 5.11c (8 bolts, 16 m) FA Brian Bendig, 2022.
- E. **Guardian of the Gantry** \*\* 5.10d (7 bolts, 16 m) Stick-clip the first bolt. Thin holds lead to jugs. Some nice jams to finish if you're so inclined. FA Brian Bendig, 2024.

*Note there is a rap anchor at the north end of the ledge from which you can reach the valley floor to access the main Behemoth buttress.*

## Behemoth Main

Routes are listed from left to right, starting at the distant end of the crag:

- F. **It's Gotta be a 12** \*\*\* 5.12a FA Chris Harp, 2021.
- G. **The Great Solitude** \*\*\* 5.12a (12 bolts, 27 m) Stellar! FA Casey Green, 2021.
- H. **Shipshape** 5.13a (10 bolts, 27 m) A few medium-sized cams or a five-metre stick-clip are required to protect the 5.10 crack at the start. Above, sustained 12- climbing leads to a steep and powerful crux. PR Casey Green; FA Simon Wyvill, 2021.
- I. **Movin' on Up** \*\*\* 5.12b (13 bolts, 28 m). Sustained 5.12 climbing most of the way. Another stellar climb. FA Rick Leslie, 2021.
- J. **Get a Move On** \*\*\* 5.12a (13 bolts, 30 m) Start three metres left of No Loitering. Yet another stellar climb. FA Rick Leslie, 2020.
- K. **No Loitering** \*\*\* 5.11d (11 bolts, 22 m) See guidebook. FA Jon Jones, 2015.

**Agent of Creation\*\*** 5.12b/c This is the right-most line on the main wall and is not shown on the photo below. Boulder out a bulging, black-streaked face to technical and thin face climbing above. Some of the early bolts are tough to clip. FA Francois Bergeron, 2024.



**The Underworld** is the line of cliffs that you pass on your right just before you reach the main Behemoth cliff as approach from the north. Routes are listed from left to right starting at the right end of Behemoth Main:

DR. **Daylight Robbery** – See guidebook

CA. **Castle Anthrax** – See guidebook. The grade has changed from 10a to 10+ due to a hold breaking on the traverse right near the top. Two new bolts have been added that allow you to finish at the Jolly Roger anchor instead. The 11a finish is unchanged. A 20-metre rap-route (R) to the valley floor is found just above the Castle Anthrax anchor.

A'. **Jolly Roger Direct** \*\* 5.10d FA Jon Jones, 2021.

A. **Jolly Roger** 5.10a (10 bolts, 20 m) Start just left of Hiatus. Follow the diagonal break up and left to a large ledge and then climb the groove/crack system at its left end. The fixed draws on the first half of this route were installed to make cleaning the pitch easier and to help with rope management. Use a short draw on the first bolt above the ledge to protect an awkward move and then back clean it after you clip the next bolt (fixed

chain) to reduce rope drag. Some fun climbing, somewhat spoilt by the large ledge at half height. FA Jon Jones, 2021.

B. **Hiatus** \*\*\* 5.11a (11 bolts, 22 m) A nice, slightly-overhanging crux leads to a ledge and a rest before a cryptic and technical finish. FA Rolf Rybak 2021.

C. **60 Years On** \*\*\* 5.11a (13 bolts, 24 m) A technical crux to start followed by several steep sustained 10+ sections between good rests. FA Jon Jones, 2021.

D. **Give the People What They Want** \*\*\* 5.11b (13 bolts, 23 m) Start a few metres right of 60 Years On. Climb the short wall to a large ledge and then the obvious chimney/corner/crack system above. Mostly 5.10 climbing. Slow to dry. FA Jon Jones, 2021.

E. **Jangelaphobia** \*\* 5.12a (11 bolts, 25 m) Start as for the previous route, but clip the right-hand line of bolts. Branch right after the second bolt and climb to a large ledge and the start of the crack. FA Francois Bergeron, Bernie MacGillivray, 2021.

*The next four climbs start where the approach trail from the north first meets the rock.*

**The Final Battle** 5.11? (bolts) This line is found left of The Consultant. It was Jon Jones' last climb just a few weeks before his passing. It is not marked in the photo. FA Jon Jones.

F. **The Consultant** \*\* 5.11d (10 bolts, 20 m) FA Casey Green, 2022.

G. **Christmas Present** \*\*\* 5.11c (10 bolts, 20 m) Face to left-hand crack line. PR Jon Jones; FA Rick Leslie, 2021.

H. **Nicked** \*\* 5.11d (9 bolts, 18 m) Not actually nicked, but gifted to Nick by Rolf. Face to right hand crack line. A bit of a one-move-wonder turning the overlap, which will feel harder if you are short. PR Rolf Rybak; FA Nick Korvin, 2021.

I. **Get Up, Stand Up** \*\* 5.12a (10 bolts) This route is left of The Honey Trap. A hard, two-bolt crux sequence and tough clips leads to easier climbing. Once you get up and stand, you're good. FA Paul Street

J. **The Honey Trap** \*\* 5.11a (6 bolts, 12 m) This line is just right of the loose chimney system. It features fun climbing on good rock, but there is an abandoned bees' nest near the anchor. Check that the bees haven't returned! FA Jon Jones 2021.

K. **Project** An extension to The Honey Trap.

L. **Buzz Off** \* 5.10c (5 bolts, 10 m) This line is found eight metres right of The Honey Trap. Seeps after rain. FA Jon Jones, 2021.

M. **Mighty Mite** \*\* 5.11b (6 bolts, 13 m) The obvious right leaning crack line. Start five metres right of Buzz Off. FA Jon Jones, 2022.



### **Belfry, The** (west facing)

**Howitzer** \*\* 5.13d (bolts) Link Nexus-6 into the bouldery Catapult. Some like this better than the full line of Catapult. FA Paul William, 2014.

**The Remnant** 5.14b/c (bolts) Skaha's hardest sport climb breaks right from the bolt below the upper roof of The Replicant and ascends an even steeper panel through a V11 boulder problem to the top. If you can manage the sneaky reach that avoids the first crux move, take the lower grade. PR Sonnie Trotter; FA Elan Jonas McRae, 2019.

**Crystal Visions** \*\*\* 5.12a (11 bolts, 23 m) Between Orrgazmo and Rock Hard. The finish is reported to be "spicy". FA Caiya Ainslie, Alex Gula, 2021.

### **Blazing Buttress** (northwest facing)

*There are a number of new climbs on the steep, northwest face of this crag. Routes are listed from left to right:*

1. **To Kill a Hummingbird** 5.11c (bolts)
2. **Jizz Squeezer** \* 5.12b (4 bolts, 12 metres) Fun climbing to a classy, thin finish, which initially might seem quite despicable. FA Gabe Cohen, 2010.
3. **Project** An alternate start to Jizz Squeezer.



4. **Project** Shares an anchor with the route on the left.


5. **I Am a Dragon** \*\* 5.13b (7 bolts, 15 m) A real puzzle of power bouldering with just enough holds to get you to the chains. May be easier if you're tall. FA Jason Adam, 2024.

6. **Project**

7. **Project** Abandoned trad line.

8. **Project**

9. **Gross Motor Control** \* 5.12c (6 bolts, 10 m) Bolted as the crag "warm-up", but it didn't turn out that way! The opening arete action is much more savage than anticipated. A quick tick for a boulderer? FA Jason Adam, 2024.



### **Canoe Crag, Up the Creek** (east facing)

This is the short steep cliff on the right, partially hidden by trees, that you pass just a minute or two along the trail. Routes are listed left to right:

**My Crap Paddle**\*\* 12b/c (5 bolts, 7 m) FA Nick Korvin, 2020.

**Crap! My Paddle**\*\* 11c/d (5 bolts, 7 m) FA Nick Korvin, 2020.

**Paddle My Crap**\* 12a/b (5 bolts, 7 m) FA Nick Korvin, 2020.

Continue south for a couple of minutes until you come to the remains of a white canoe, which was launched from the top of the cliff many years ago. Canoe Buttress Right is directly above this.

### **Canoe Crag, Canoe Buttress Right** (east facing)

A. **Up the Spout** \*\* 5.10c (11 bolts, 23 m) Start in the wide crack a few metres left of Portage. Not as sustained but a little harder than Portage. FA Jon Jones, 2019.

B. **Portage** \*\*\* 5.10c (13 bolts, 25 m) Sustained and stellar! FA Rolf Rybak, 2019.

C. **Voyageur** \*\* 5.9 (12 bolts, 25 m) Mega-fun. FA Jon Jones, 2019.

D. **Hitting Rock Bottom** \* 5.8 (? bolts, 23 m) FA Jon Jones, 2019.

**Shark's Bite** 5.11a The exact location of this route is not yet know, but it climbs two obvious roofs with a rest in between. FA Caz Polier, 2025.



### **Canoe Crag, Canoe Buttress Left** (east facing)

A' **The Wreckage** \* 5.10c (10 bolts, 20 m) Start four metres left of Run Aground. FA Jon Jones, 2020.

A. **Run Aground** \*\* 5.10c (11 bolts, 20 m) FA Jon Jones, 2019.

B. **Shooting the Rapids** \*\*\* 5.10b (11 bolts, 20 m) FA Jon Jones, 2019.


C. **Different Strokes** \*\* 5.10a (10 bolts, 18 m) A burly start leads to easier climbing above. FA Jon Jones, 2019.

D. **High and Dry** \*\*\* 5.10c (10 bolts, 18 m) FA Jon Jones, 2019.

E. **Captain Hook** \* 5.10c (8 bolts, 15 m) FA Jon Jones, 2019.

F. **Outrigger** \*\* 5.10c (9 bolts 16 m) Climb to bolt two on Rock the Boat and then follow the black hangers up the arete. FA Rolf Rybak, 2021.

G. **Rock the Boat** \*\* 5.11a (9 bolts, 15 m) A tricky read at the crux. FA Rolf Rybak, 2019.



### **Canoe Crag, Canoe Slab** (east facing)

This obvious slab is found 25 metres left of Canoe Buttress. Routes are listed from left to right:

**The Elephant in the Room**\* 5.7 (11 bolts, 25 m) Follow closely-spaced bolts along left edge of the slab. FA Jon Jones, 2019.

**Muskrat Ramble** \*\* 5.6 (10 bolts, 25 m) Mostly 5.4 with one short, cruxy section. FA Stan Sabourin, 2019.

**Alligator Crawl** \* 5.7 (10 bolts, 25 m) FA Stan Sabourin, 2019.


### **Canoe Crag, Castaway Rock** (east facing)

This small but nice-looking buttress is found just to the left (south) of Canoe Slab. Follow a trail that runs along the base of the rock face from Canoe Slab to approach.

**Castaway** \*\* 5.10d (7 bolts) FA Rolf Rybak, 2020.

**Cast Off** 5.8 (6 bolts) FA Rolf Rybak, 2021.

**Adrift** \* 5.10a (7 bolts) FA Rolf Rybak, 2021.



## Canoe Crag, Canoe Far Left


Continue south for another 50 metres or so. Scramble up a rough trail on the right through small rock steps (some fixed ropes) to a higher terrace at the base of the climbs.

A. **Port** \* 5.9 (9 bolts) Face climb on the left. FA Rolf Rybak, 2019.

**Hard to Port** 5.10d (bolts) Climb the first two bolts of Port, then follow black bolts through a crux sequence. FA J Laroux, 2024.

B. **Starboard** \*\*\* 5.7 (8 bolts) A nice, bolted crack line on the right. FA Rolf Rybak, 2019.

**Against the Wind** 5.9 A fun, safe roof crux leads to enjoyable edging. The exact location of this route is currently unclear. FA Rolf Rybak, 2024.



Overview: CFL Canoe Far Left, CR Castaway Rock, CS Canoe Slab, CBR Canoe Buttress Right.

### **Canoe Crag, Slalom Rock** (east facing)

Continue a few minutes south from Canoe Buttress on the main trail. Slalom Rock is on the right and is easily identified by the large off-set overhang that traverses the upper part of the face. The start of the trail to the base of the cliff is opposite the left (southern) end of the main cliff and is marked by flagging tape. The rock here is very fractured, so climb with care as you may encounter loose rock despite extensive cleaning.

A. **To Ward** \* 5.11a (9 bolts) FA Rolf Rybak, 2019.

B. **Project**

C. **Project**

D. **A Start Without a Finish** \*\* 5.10c (8 bolts, 14 m) Start on the blunt arete where the access ledge narrows down. Climb the arete to the overlap, turn this and work slightly left to larger holds and a no-hands rest. From here you can finish up the groove of A Finish Without a Start (5.7), but it is more fun to climb the exposed face to the left (10c). FA Jon Jones, 2022.

E. **A Finish Without a Start** \* 5.7 (8 bolts, 18 m) Start at the extreme right (north) end of the cliff. A steep move (crux) leads to a gently-rising traverse left and an obvious groove. FA Jon Jones, 2022.



### **Chatsworth Edge** (east facing)

***Dr Tongue Sticks It West*** 5.10c (6 bolts) Follow a thin seam between Lonely Blond and Red Herring. FA Peter Drzymala, Marla Balzer, 2018.

### **Cipher Wall** (south facing)

This south-facing, low-angle crag is located on the southernmost end of the Behemoth massif. To approach, follow the main trail south past Riley Rock for five minutes until it curves to the left and leads to the base. Watch out for POISON IVY at the base! Routes listed from left to right:

***Zero Dark Thirty*** 5.9 (8 bolts, 20 m) FA John Pogson.

***Lunatic*** 5.9 (8 bolts, 20 m) FA John Pogson.

#### **Project**

***Sunshine Crack*** 5.10- (8 bolts, 20 m) FA John Pogson.

***First Light*** 5.6 (8 bolts, 20 m) FA John Pogson.

### **Easter Island** (east facing)

Over the last 30 years this crag has probably seen less than a dozen ascents. The mixed gear and bolt routes became unpopular, neglected and overgrown. With permission from the first ascent climbers, the mixed climbs have been refurbished into modern sport climbs. The pure trad lines have been cleaned with new anchors added for the enjoyment of gear and top-

rope climbing. Considerable cleaning and loose rock removal may have altered the original lines and grades. Routes are listed from left to right:



1. **A Beautiful Gift** 5.8 (11 bolts) A safe beginner route. FA Pierre Alexander, 2023.
2. **Khomeini Bacon** 5.9 (gear) Still a bit scruffy. FA Dave Jones, 1993.
3. **Koresh Barbecue** 5.10a (8 bolts) Loose boulders removed with a new finish. FA Dave Jones, 1993.
4. **The Alter Boy** 5.10c (8 bolts) A challenging climb on smooth rock. FA Dave Jones, 1993.
5. **End Game** 5.11a (8 orange bolts) Safe technical climbing to a powerful finish. FA Rolf Rybak, 2023.
6. **Jumping for Jesus** 5.10a (8 bolts) Continuous, quality climbing. FA Dave Jones, 1993.
7. **Black Mass** 5.10b (6 bolts) Climb the corner finishing on steep ground. FA Dave Jones, 1993.
8. **Black Hand of God** 5.10c (gear) Be solid at the grade, tricky placements. FA Dave Jones, 1993.
9. **Satanic Verses** 5.10a (8 bolts) Fun safe climbing, finish up the left-facing corner. FA Dave Jones, 1993.
10. **White Out** 5.11a (8 bolts) Climb first four bolts of Satanic Verses, the follow the direct technical finish on white hangers. FA John Leroux, 2023.
11. **Lesbian Pope** 5.9 (gear) A good climb for the aspiring trad climber. FA Dave Jones, 1993.

## 12. **Project**

13. **Heaven's Gate** 5.10d (8 bolts) Clip the first two fixed draws to avoid rope drag, then trend right and up. Considerably harder since the removal of all the loose flakes. FA Dave Jones, 1993


14. **Caz I Wanna** 5.11a (7 bolts) Climb the first two fixed draws of Heaven's Gate, then continue straight up on gray hangers. Technical, interesting climbing. FA Caz Polier, 2023.

15. **Caz I Can** 5.11b/c (6 bolts) Sustained crimps lead to easier climbing. Stick-clipping bolt one is recommended. FA Caz Polier, 2023.

16. **Blood on the Water** 5.10a (gear) Extended from its original form. FA Dave Jones, 1993.







### **Elusive Edge** (east facing)

***Me, My Horse and A Quart of Beer*** 5.11d (7 bolts) This line is found on the north end of the cliff. Boulder out the initial roof and then crimp to the chains. FA Doug Orr, 2023.

### **Fern Gully** (east and west facing)

***Prow Beaten*** \*\*\* 5.6 (9 bolts, 16 m) Start of Easy Does It, but then head right toward an anchor. FA Russ Turner, 2019.

### **Foreplay, Main Wall** (west facing)

***Grumpa's Nice Start*** \*\* 5.11b/c (7 bolts) This link-up climbs to the fourth bolt of No Foreplay for Grumpa before working through It's a Nice, Tight Fit to finish at the Start Me Up anchor. FA Rolf Rybak, 2018.

### **Foreplay, Terry's Face Left** (south facing)

This south-facing crag, located between Foreplay main and Reilly Rock, features short but fun climbs. It takes longer to dry than Terry's Face Right, but retains the morning shade longer. Cruxes are short and well protected. A few long slings may be useful for rope management through overlaps.

A. ***Bombs Away*** \* 5.11a (6 bolts, 15 m) Start four metres right of the left edge of the cliff. Obvious corner and headwall above. FA Jon Jones, 2020.

B. ***A Quick Fling*** \*\* 5.11a (9 bolts, 15 m) Fun moves to turn headwall. FA Jon Jones, 2020.

C. **Slap and Tickle** \*\* 5.9 (8 bolts, 15 m) FA Jon Jones, 2020.

D. **Fun and Games** \* 5.11b (7 bolts, 15 m) Powerful crux at roof leads to 5.8 ramble up the corner to the anchor. FA Jon Jones, 2020.

E. **Footsie** \* 5.11a (7 bolts, 15 m) Bear right at the mid-point. FA Jon Jones, 2020.

F. **Short but Stiff** \*\* 5.11b (7 bolts, 15 m) Interesting climbing with a taxing finish. FA Jon Jones, 2020.

G. **Cam Girl** 5.10a (gear, 15 m) See guidebook. FA Bill Sperling, 2016.

H. **At Least She's Easy** 5.8 (gear, 15 m) See guidebook. Shares anchor with I. FA Bill Sperling, 2016.

I. **A Bit on the Side** \* 5.10a (5 bolts, 15 m) Start as for H, but climb the bolted arete, finishing on the face to left. FA Rolf Rybak, 2020.



### **Fortress, The** (east facing)

**Captain Winkler** \*\*\* 5.10b (13 bolts, 35 m) Re-cleaned and re-bolted in January 2021. Anchor lowered so that you can now climb and then lower off with a single 70-m rope.

**Safety First** 5.9 (4 bolts, 25 m) This is an adventurous extension to Special Forces that wasn't reported in the guidebook. Continue above that anchor all

the way to the top of the wall. Walk off or descend via two rappels. Runout and reportedly quite dirty. Bolts and height are for the section above the mid-station. PR Jesse James; FA Gertrude Funkhouser, 2017.

**Man's Best Friend** \*\*\* 5.12a (21 bolts, 50 m) From the Winston's Choice anchor, head right via a new bolt to join Mortal Combat just below its crux. With an 80-m rope you can lower back to the WC anchor. FA Brent Nixon, 2021.

### **Go Anywhere Wall** (east facing)

Six TRU Adventure Studies students, together with ACMG guides Russ Turner and Fred Amyot, upgraded this wall over two days. Sixty-seven bolts were drilled together with six new chain anchors. Thank you to the students and the Thompson Rivers University Adventure Studies Department for providing the materials required to complete this project.

1. **Riders on the Storm** \*\* 5.8 (6 bolts) Improved the original route. Work by Thomas Brossard, Deanna Zator, 2021.

2. **Go Here** \*\*\*\* 5.7 (6 bolts) Improved the original route. Work by Daniel Paplawski, Evelyn Underhill, 2021.

3. **Yahtzee** \*\*\* 5.7 (8 bolts) New route. FA Robin Arens, Christopher Murray-Schlitt, 2021.

4. **Tony the Tiger** \*\*\* 5.7 (7 bolts) Improved the original route. Work by Deanna Zator, Thomas Brossard, 2021.

5. **Quo Vadis** \*\*\* 5.7 (7 bolts) Improved the original route. Work by Evelyn Underhill, Daniel Paplawski, 2021.

6. **Corporate Bladder** \*\*\* 5.7 (6 bolts) Improved the original route. Work by Christopher Murray-Schlitt, Robin Arens, 2021.

7. **It Depends** \*\* 5.6 (6 bolts) New route. FA Deanna Zator, Thomas Brossard, 2021.

8. **Autumn Gold** \*\* 5.5 (5 bolts) Improved the original route. Work by Fred Amyot, Russ Turner, 2021.

### **Great White Wall** (west facing)

*These short climbs are at the far, right-hand end of Great White and just left of two older routes, Shake and Bake. Routes listed right to left:*

**Forsake the Take** \*\*\* 5.12c (6 bolts) The best of the bunch features plenty of underclings and very poor footholds. FA Doug Orr, 2024.

**Mmm, Steak!** \*\* 5.12a (6 bolts) Tricky technical climbing leads to a high crux. Not a left-right, left-right kinda' route. FA Doug Orr, 2024.

**Make Cake** \* 5.11b/c (6 bolts) Trend up and left to the jug flake and a short boulder problem at the top. FA Doug Orr, 2024.

**Jake the Snake** \*\* 5.11a (5 bolts) Start up left of a ramp and then angle up and right to a right-facing jug flake. Steep climbing takes you to the anchors. A good intro to steeper climbing. FA Doug Orr, 2024.

*The next climb is found farther along the wall, just left of the route, Vigorous*

**Tickling the Ivories** \*\*\* 5.13a (? bolts, 20m) Dynamic, technical and powerful face climbing. High quality for its length. FA Doug Orr, 2024.

**Motel of Lost Birds** \*\*\* 12b. Link Motel of Lost Companions into Painted Bird via an additional black bolt midway up. FA Chris Harp, 2020.

*The following sector is called **Great White North** and it is located at the far end of the wall past the sport route Belgian Dancer. Climbs are listed south to north (right to left), the order you find them on approach.*

**Cokeanagan** 5.12b (9 bolts, 22 m) A tough bulge crux leads to a friendlier headwall above. Easier for the tall. FA Jani Vaaranpaa, 2023.

**Bolted Fresh Daily** 5.11a (9 bolts, 22 m) All jugs but some kneebars, too. Contender for steepest 11a at Skaha! FA Jani Vaaranpaa, 2023.

**Aftershock** 5.11d (7 bolts, 17 m) A fun, juggy intro leads to physical sustained climbing. Choose your clipping stance wisely for the final draw. Back-clean first draw for a smoother belay. FA Jani Vaaranpaa, 2023.

**Exit 2 Eden** 5.12c (7 bolts, 18 m) The zone testpiece on golden Skaha stone. The line that drew me to this wall. FA Jani Vaaranpaa, 2023.

**Oughta' do It** 5.12a (6 bolts, 17 m) A beautiful, techy Skaha crux with plenty of options. Make sure you have the slab exit dialed or you might pay a high price. FA Jani Vaaranpaa, 2023.

## **Jericho** (west facing)

A. **Power and Grace** 5.13b (15 bolts, 30 m) Starts just right of the corner at left end of face. PR Andrew Ashley; FA Joshua L'Heureux, 2019.

**Extended Stay** 5.12d (15 bolts, 30 m) Not shown on photo. Start on ledges three metres right of Power and Grace. Climb through blocky overlaps to join Icarus just below its crux. PR Pat Heney, Mason Tessier; FA Pat Heney 2021.

**It's a First** 5.10c (4 bolts) Not shown on photo. This warm-up starts a few metres left of Icarus and climbs a short face to an anchor below and left of Icarus' seventh bolt. PR Chris Harp; FA Laura Harp 2020.

B. **Icarus** \*\*\* 5.12b (19 bolts, 35 m) This long, left-leaning crack line shares its first three bolts with Merkava. FA Stan Sabourin 2019/09.

**Space Commander** \*\*\* 5.13b (12 bolts, 28 m) Not shown on photo. Break left at bolt five on Merkava. Face climbing with demanding footwork past seven spaced bolts leads to a chain anchor. FA Mason Tessier, 2021.

C. **Merkava** \*\* 5.11d (9 bolts) Start as for Icarus but finish directly above. FA John Pogson, 2017.

D. **Little League** \*\* 5.12a (9 bolts) This difficult, left-slanting crack line is a few metres right of Merkava. Good luck. FA Andrew Ashley, 2018.


D' **Major League** \* 5.12c (14 bolts) The extension to Little League features a very bouldery roof crux. Don't hesitate. FA Andrew Ashley, 2019.

E. **Gumboot Dancer** \*\* 5.12d (14 bolts, 32 m) Very steep and athletic climbing past eight chain draws leads to an anchor (*Tiny Gumboot Dancer*, 12a). From here, head directly through the small, roof via a very bouldery crux that punishes short climbers. Sustained face to finish. Stick-clip the first bolt. PR Rob Birtles; FA Rick Leslie, 2018.

F. **Antaeus** \*\*\* 5.12d (10 bolts, 30 m) Stick-clip the first bolt from the giant detached flake. Steep athletic climbing leads directly up the wall to a high redpoint crux. The wall's original route and likely one of the best 12ds in Skaha. PR Hugh Lenny, Sean Dougherty; FA Hugh Lenny 1999.

G. **Ascending to Uranus** \*\*\* 5.12c (11 bolts) Climb first three bolts of Antaeus and then branch right. Fun steep moves. It has been reported that there are some large, potentially unstable blocks on this route which could be a safety concern. Use caution. FA Josh Lavigne 2019.

H. **Project** The crag's right-most line features closely-spaced bolts to prevent potential ground-fall potential on the giant flake below. Avoid.



### **Kids' Cliff** (east facing)

**Just One Ski** 5.11b (9 bolts, 15 m) Nice stone found between Smoking Behind the Bike Sheds and Rejuvenation. PR Jon Jones, FA Justin Swantek, 2024.

**Makin' Bacon** \*\* 5.10b (8 bolts, 18 m) Follow the dark streak between Generation Gap and 'S Cool Wall. FA Denise Bacon, 2020.

**Dad Bod** 5.12a (10 bolts, 18 m) Start just left of Polaris. A line that gets good reviews. FA Nick Korvin, 2022.

**Smooth Sailing** \*\*\* 5.11a (10 bolts, 18 m) Start two metres right of Powered by Ding-dongs and enjoy sustained 5.10 climbing with a well-protected reachy crux passing the fixed chain. FA Rolf Rybak 2020.

**Scorpion**\* 10b (8 bolts, 15m) Start two metres right of Smooth Sailing. Moderate climbing leads to a high crux. FA Jon Jones, 2020.

### **Little White Wall** (west facing)

**Slappers Only** 5.12c (bolts) Found between Cherrying on the Straight Edge and Blistering in the Sun. Prepare for big pulls, small holds and a stiff

finish. Pre-clipping the high first bolt is recommended. Shares an anchor with Blistering in the Sun. FA Jason Adam, 2022.

### **Maternal Wall** (west facing)

**You Do You** 5.12c (12 bolts) This line frees the Open Project at the far left-hand end of Maternal Wall as seen on pg 125 of Skaha Climbing. The hardest moves are in the first half of the climb. FA Dany Dalupe, 2024.

**Pink Cosmo Girls**\* 5.10c (7 bolts) The midway anchor has been replaced and the first few hangers above it removed because of concerns over loose rock on the extension to this climb. FA John Fantini, 2004.

### **Ochre Wall** (east facing)

*A number of new climbs have been completed on the left side of this quality crag. All are centred around the original route, Snakeskin Tracksuit.*

**Leader of the Pack** 5.10c (7 bolts, 16 m) The left most route on Ochre Wall is the best warm-up for the harder lines. Named for Jon Jones. FA Jani Vaaranpaa, 2023.

**Sunshine on my Shoulders** \*\*\* 5.12c (9 bolts) This quality face climb is found just left of Snakeskin Tracksuit. Fourth-class choss to start, so stick-clip the first bolt. FA Doug Orr, 2021.

**Golden Years** \*\*\* 5.11d (13 bolts) Another quality face climb, this time just right of Snakeskin Tracksuit. FA Doug Orr, 2020.

**Open Project** This link-up climbs two-thirds of Enfeebled before trending left into Golden Years.

**Enfeebled** \*\* 5.12d A bolt has been added just above the ledge and another moved to mitigate the chances of hitting the ledge should you fall. This makes the route better than described in the guide.

**Ebbing Towards Feeble** \*\*\* 5.12d (14 bolts) From the fourth bolt of Ebbing Strength, move left and climb directly past six bolts to finish near the top of Enfeebled. PR Doug Orr; FA Nick Korvin, 2021.

### **Off-White Wall** (west facing)

*This neglected crag received a complete makeover and a number of new climbs. It's now a worthwhile destination beyond Little White. All routes are listed here from left to right:*

1. **Weakened Warrior** \* 5.11c (7 bolts, 22 m) FA Rolf Rybak, 2018.
2. **Carpet Cleaner** \*\* 5.10b (8 bolts, 22 m) Better and harder than it looks. Sustained. FA Rolf Rybak, 2018.

3. **Battle of the Bulge** \*\* 5.12- (9 bolts, 22 m) Crux is short and well protected. FA Rick Leslie, 2019.
4. **Get Smart** \*\* 5.11+ (9 bolts, 22 m) PR Rolf Rybak; FA Melissa Smart, 2021.
5. **BC Parks** \*\*\* 5.11b (9 bolts, 22 m) Excellent! PR Robin Barley; FA John Fantini, 2001.
6. **True Yellow** \*\* 5.11b (10 bolts, 22 m) This easier start to True Blue begins just right of BC Parks and follows grey hangers to join True Blue at its sixth bolt. FA Jon Jones, 2018.
7. **True Blue** \*\* 5.11c (10 bolts, 22 m) A hard start is followed by nice, moderate climbing above the horizontal break. Some creaky holds. FA John Fantini, 2001.
8. **Brindabella Way** \*\* 5.12a (9 bolts, 22 m) FA John Fantini, 2001.
9. **Blind Alley** 5.10a (4 bolts, 10 m) The name says it all. A very short warm-up. FA Jon Jones, 2019.
10. **Roo-bar** \*\* 5.11d (9 bolts, 22 m) A burly start, then keep on crimpin'! FA John Fantini, 2001.
11. **Rather Off-White** \*\*\* 5.11d (10 bolts, 22 m) Seductive left-leaning 'crack' line. Sustained! FA John Fantini, 2001.
12. **Rather Jolly Actually** \*\*\* 5.11a (10 bolts, 22 m) Head right from Rather Off-White at the horizontal break. FA Robin Barley, 2001.
13. **No Gear Fear Here** \* 5.10d (gear, 22m) The obvious crack. FA Robin Barley, Howie Richardson, 2002.
14. **The Deceiver** \*\*\* 5.11c (7 bolts, 22 m) FA John Fantini, 2001.
15. **Forgive Us Our Trespasses** \*\* 5.10c (10 bolts, 22 m) Tightly squeezed and contrived in places, but good climbing at a more moderate grade than its neighbour to the left. Easier but not as much fun if you traverse right to finish. FA Jon Jones, 2019.
16. **Wysiwyg** \*\* 5.8 (9 bolts, 22 m) Start on an easy left- trending ramp. Go hard right at the horizontal beak and climb the blunt arête. FA Jon Jones, 2019.

### **Orange Wall, The** (west facing)

*This orange buttress is directly opposite Behemoth. The rock quality is variable, but it receives morning shade. Routes listed left to right:*

A. **Off width Crack** 5.10b (gear) FA Adam Kunis.

**Project** This is the leftmost route on the face above the gully.



**B. Tang** 10c (6 bolts, 12 m) Ascend the middle of the face just right of the previous route. FA Rolf Rybak, 2023.

**C. Navel Gazing** 10c (6 bolts, 12 m) Start at the base of the arête, just right of the previous routes. FA Jon Jones, 2023.

**D. Orange Juice** 10b (6 bolts, 14 m) Follow the obvious crack line near the left end of the front face. FA Rolf Rybak, 2023.

**E. Orange Jam** 5.11a (10 bolts, 18 m) Ascend the face just right of the previous route. FA Rolf Rybak, 2023.

**F. Borrowed Time** 5.11a (8 bolts, 14 m) Start just right of the previous route then head right and up the face. FA Jon Jones, 2023.

**G. Peeling the Orange** 5.9 (10 bolts, 17 m) Start near the right end of the front face. Climb up and left around the obvious flake to a ledge, then up the face and slot just right of the large dead tree. FA Jon Jones, 2023.


**H. The Orange Arête** 5.9 (11 bolts, 18 m) Starts just right of the previous route. Climb onto the ledge and then the slab on the left. Move right and follow the bolts. FA Jon Jones, 2023.



**Prow, The** (southwest facing)

1. **Gladius**\*\*\* 5.11b (bolts, 56 m) This long, 3-pitch line (5.10c, 5.11b, 5.10c) is found between Swift and Squamish Delight. The second pitch is outstanding. Take 15 quickdraws. PR Allan Massin; FA P1-2 Tom Freebairn; FA P3 Allan Massin 2020.

2. **Project** A few m L of Squamish Delight.



*There are two new routes at the north end of the west face of The Prow. Access them by scrambling to the top of the gully and then, with the help of two rungs, climb onto the starting ledge. Routes listed left to right:*

**A Passage to Nowhere** 5.11c (10 bolts, 20 m) The leftmost of the two. FA Unknown.

**Leon's Legacy** 5.11c (10 bolts, 20 m) The rightmost of the two. Might feel like 5.12 if you mess up the crux sequence. FA Unknown.

**Project** The right-most line.



### **Pump House, The**

*This small steep cliff with very shattered rock is found just above the Evergreen Drive parking lot. To approach, hike steeply uphill from behind the small, green-roofed building in the southeast corner of the parking lot. This takes you to the reservoir in 3-4 minutes. The Pump House is just above and to the left.*

**The Pump House** 5.10b (5 bolts) A pumpy start leads to an easier finish.  
FA Rolf Rybak, 2020.



### ***Raven's Castle, South*** (south facing)

*New routes are listed from left to right:*

***Trout Fishing in America*** 5.10b (gear) This line is a companion trad route or direct finish to Tuna and His Hook. It's also the left-most route at Raven's Castle. Navigate through a roof past a fixed #9 hex or left via a hanging corner then straight up to the anchor. Lots of gear. FA Peter Arbic.

***No Country for Old Men*** 5.10d, (bolts) This climb works off the end of the ledge left of Castle Logic. FA Peter Arbic.

***Castle Logic*** \*\* 5.11d (7 bolts, 20 m) Climb the corner left of Robbing the Castle to a sparsely-bolted face above. FA Jani Vaaranpaa, 2021.

***Black Bird*** 5.14a (9 bolts) The direct finish to Into the Frying Pan features a savage and sharp boulder vertical problem. PR Adam Tutte, Cody Leyden; FA Sonnie Trotter, 2018.

### ***Raven's Castle, East*** (east facing)

***Beak'in' Off*** \*\* 5.10c (7 bolts, 15 m) Start just left of Anti-gravity, which avoids the roof. Thin, sharp face holds lead to a short crack and interesting face climbing to a big ledge. FA Evelyn Ens, John Warren 2021.

### ***Red Tail Wall*** (east facing)

***The Risk is All*** \*\*\* 5.8 (bolts) Bolted now and much more popular.

***Awake at Dawn*** \*\* 5.8 (bolts) This route is found just left of Mother Superior. FA Jason Krumm.


**Trickle Down** \*\*\* 5.7 (11 bolts, 27 m) Just right of Mother Superior. FA Russ Turner, 2019.

**Gentle Caress** 5.10b (8 bolts) Retro-bolted and now more popular.

**Raptored** 5.10c (7 bolts) Retro-bolted and now more popular.

**Raptor Rising** 5.? (7 bolts) Break right off of Raptored down low and then climb into the old line of Enraptured to an anchor at a horizontal break.

**Enraptured** 5.10d (bolts) Continue above Raptor Rising. This upper part has been retrofitted and recleaned.



### **Reilly Rock, East (Windy Wall)** (east facing)

*Windy Wall is located just around the corner from Windy Point, the south face of Reilly Rock. There is a broad, exposed terrace at the base of this face which gradually narrows as you go north. Be cautious - falling off would likely be fatal.*

A. **Easy Street** 5.7 (8 bolts, 20m) Follow the slabby crest of the buttness to an anchor just below the top of the face. FA Jon Jones, 2020.

B. **Mistral** \* 5.9 (8 red bolts, 20 m) Start one metre right of Easy Street. Follow a rising traverse to the right to about mid-height and then climb straight up steeper rock to an anchor below the top. FA Jon Jones, 2020.

C. **Scarface**\* 5.10c (9 bolts, 20 m) A burly start leads to another rising traverse to the right. Two finishes are available after the fourth bolt, both 5.10c, but the right one (red bolts) is slightly harder. FA Jon Jones, 2020.

D. **Project** Steep crimp fest between Scarface and Much Gusto.

E. **Mucho Gusto** \* 5.10c (10 bolts) Start in the prominent left-facing corner just right of the large charred tree trunk. A bit scruffy. FA Jon Jones, 2021.

*Right of Mucho Gusto is a short overhanging buttress which features several routes and projects.*

F. **Fly't Club** \*\* 5.12a (5 bolts) Climbs the left edge of the buttress. Short and powerful. FA Darren Melnychuk, 2021.

G. **Flight of the Virgin** 5.12b (6 bolts) PR Darren Melnychuk; FA Shane Williams, 2022.

H. **Weird Al Crankovic** 5.11d (5 bolts) PR Darren Melnychuk; FA Casey Green, 2022.

I. **All Buttons In** \* 5.10c (4 bolts) A direct overhanging start to Crosswind. Stick-clipping the first bolt is recommended. FA Darren Melnychuk, Jenya Abramovitch, Maria Trudel, 2021.

*Just right of the large blocks, where the terrace narrows down to almost nothing, is a two-bolt belay station that serves the following two climbs.*

J. **Crosswind** \*\* 5.10c (9 black bolts, 18 m) Start just left of the belay bolts. Easy climbing up and right on a ramp to the first bolt. From here, go more or less straight up and then trend diagonally left to reach the right end of a large ledge. Climb up the face above to a crack and a tricky finish. Take a long sling for the fifth bolt to reduce drag. FA Jon Jones, 2020.

K. **A Room with a View**\*\* 5.10a (7 bolts, 17 m) Start as for the previous route but after the first bolt, follow the unpainted hangers to the right. Nice face climbing with mostly large hand holds. FA Rolf Rybak, 2020.

*To get to the next group of climbs, traverse right around the corner (very exposed) to the narrow and precarious continuation of the ledge. A fixed line may be installed here in the future. This section of the face has been dubbed "ONS Junior Market" by the developer.*

L. **Heartstone** \*\* 5.9 (9 bolts or gear to 3.5", 22 m) This climb was designed for novice trad climbers – place gear and clip bolts as back-up. Traverse right from the previous climb to a two-bolt belay. Clip the first bolt and then pull on the hand-line (12d free) to get to the third bolt. From here, follow the crack to the anchor. FA Darren Melnychuk, 2021.

*Just to the right, a fourth-class and very exposed step-down leads to a somewhat wider but rubbly ledge where the next two routes share a common start at the base of a right-facing corner. This spot may also be*

reached from the north via a rough track that splits right as you approach Shortcut Cliff and Behemoth from the north end.

**M. Above the Calm** 5.11b PG (gear to 3.5", 17 m) This alternate finish to the next climb breaks left at the roof at the top of the corner. FA Darren Melnychuk, 2021.


**N. An Affection for All Things Uncertain** 5.11c PG (gear to 3.5", 25 m) Climb the right-facing corner crack to the roof. Turn this on the right to reach a big jug and then work back left (crux) to cracks that lead to the anchor. Good, but sometimes tricky gear. A yellow TCU is *vital* to protect the crux and must be placed blindly in the slot from the jug. FA Darren Melnychuk, 2021.



## **Reilly Rock, South (Windy Point)** (south facing)

To find this slab, follow the trail along the base of the west face of Reilly Rock southwards and around broken rocks on its south end to a small south-facing slabby buttress. There are three short bolted routes here that are suitable for beginners or top-roping. See photo for access to top anchors.

- A. **Slab** 5.5 (4 bolts, 10 m) FA Unknown
- B. **Corner** 5.7 (5 bolts, 12 m) FA Unknown
- C. **Arete** 5.8 (6 bolts, 15 m) FA Unknown



## **Reilly Rock, West** (west facing)

Three short, easy beginner routes have been built at the left (south) end of Reilly Rock. From left to right these go at 5.3, 5.4, and 5.5 respectively. Two rap stations have been installed at the back of the bench above these routes to make setting up top ropes safer. See below:





*The following new routes on are on the more developed area of Reilly Rock, the crag that's described in the guidebook.*

**Black Face** 5.9 (7 bolts, 15 m) This climb is 20 metres downhill (right) of Jankell and about 30 metres left of Revved Up Like a Deuce. Start at the left edge of the black face, just right of a blocky corner. FA Jon Jones, 2021.

**Sickle** \* 5.9 (8 bolts) A new climb 10 metres left of Revved Up Like a Deuce. FA Jon Jones, 2020.

**Another Runner in the Night** \* 5.10c (5 bolts, 12 m) A new line between Sickle and Revved Up Like a Deuce. FA Jon Jones, 2021.

**Boomerang** \*\* 5.10a (9 bolts) This climb is between Blinded by the Light and Pug and follows an undercut crack to a face. FA Jon Jones, 2018.

**A Short Grunt to Nowhere** 5.10b (5 bolts) The name says it all. Branch right after the second bolt of Dancing in the Shade and struggle through the overhang. The anchor is just above. FA Jon Jones, 2018.

*At the right end of the face is a trio of short, closely-spaced routes, which are listed from left to right:*

**Short But Sweet** \* 5.7 (6 bolts, 15 m) In the guidebook, but has since been extended. FA Rolf Rybak, 2021.

**Damn Straight** \*\* 5.10b (6 bolts, 15 m) A tricky read. FA Rolf Rybak, 2021.

**Damn Right** \* 5.9 (6 bolts, 15 m) FA Rolf Rybak, 2021.

### **Routopia** (south facing)

**Kids' Stuff** \*\* 5.11c (8 bolts) This line is just left of Crack Pipe (the vegetated corner crack/chimney) on an isolated buttress 70 metres east of Routopia. Hardly "kids' stuff" - the combined ages of the climb's two protagonists were 141 years! FA Jon Jones, FA Rick Leslie, 2019.

**Blue Moon** 5.12a Upgraded from the original 11a! A bit dirty, but good moves nonetheless.

### **Seniors' Centre, The** (west facing)

*The short, white-ish cliff directly opposite the north end of Kids' Cliff is steeper than it looks! Follow a rough track that starts opposite Rapunzel to the base of the crag. There are currently four well-groomed routes, which are listed from left to right:*

A. **It Ain't What You Think** \*\* 5.12a (5 bolts, 15 m) FA Rick Leslie, 2021.

B. **This Ain't No Daycare** \*\* 5.12b (7 bolts, 15 m) A bit reachy. FA Rick Leslie, 2021.

C. ***It Ain't Over 'Til It's Over*** \*\*\* 5.12c (7 bolts, 15 m) FA Rick Leslie, 2021.

D. ***It Ain't What It's Cracked Up to Be*** \*\* 5.11c (5 bolts, 15 m) A difficult on-sight! FA Rick Leslie, 2021.



### ***Shady Hollow (The Refuge)*** (west facing)

***Parabellum*** \*\*\* 5.13a (10 bolts, 30 m) An amazing line that follows twin seams up a steep wall. FA Peter Arbic, 2019.

***Breakaway*** Upgraded to 5.11b.

***Shady Business*** Upgraded to 5.11c.

### ***Shady Lane*** (east facing)

***Big Mike's Rehab*** \*\* 5.12a (9 bolts) Between Quantum Jitters and Off Spring. FA Rolf Rybak, 2019.

### ***Shortcut Cliff*** (west facing)

*This west-facing cliff has seen a recent resurgence of interest.*

A. ***Everscream Terrors*** \*\* 5.11c (5 bolts, 9 m) An attractive, short face on a separate block below and left of the main cliff. FA Noah O'Rourke, 2020.

*There are two new routes on the left wing of the main cliff, just left of Finger Licking Good:*

**B. Lost in Translation** 5.11b (6 bolts) Located four metres left of Finger Licking Good. FA Benjamín Ignacio Pérez, 2021.

**C. Abu Dhabi Madness** \*\* 5.12d (8 bolts, 15 m) Technical and demanding face climbing with the crux near the top. Located two metres left of Finger Licking Good. FA Connor Runge, 2020.

**D. Finger Licking Good** \*\*\* 5.10c (18 m). See guidebook. A very good crack climb.

**E. Up in Smoke** \*\*\* 5.11a (10 bolts, 18 m). Stem up the corner at the start of Finger Licking Good, clipping bolts on the face to the right of the wide crack. Just above the second bolt, break right and follow bolts to an anchor two metres right of the FLG anchor. From the ninth bolt it is possible to head left to the FLG anchor and set up a top-rope. FA Jon Jones, 2021.

*Right of this is the central face of Shortcut Cliff, which features several sub-parallel left-leaning diagonal crack lines. Routes listed left to right:*

**F. Lower, Slower, Weaker** \*\* 5.10c (6 bolts, 13 m) Start approximately 10 metres left of The Working Poor at a thin crack. Climb this and then head left and up to a ledge at about half height. FA Jon Jones, 2021.

*Farther right, there are a couple of projects in progress (G and H) that take the prominent left-leaning diagonal lines.*

**G. Project**

**H. Project**

**I. The Working Poor** \*\* 5.10b See guidebook

**J. Crack of Brawn** \*\*\* 5.10c Classic finger/hand crack. See guidebook

*Just around the corner at the extreme right end of the cliff is a huge cleft.*

**K. Platinum** 5.8 (6 bolts) Chimney up or climb the right face of the cleft. FA Aaron Christianson, Ted Lange, 2020.

*Just right of this is a light-coloured face with two enticing left-leaning lines.*

**L. Suffer the Consequences** \*\* 5.12b (8 bolts, 18 m) Most of the climbing is on the face left of the crack, but switches to the right to finish. The fixed draw prevents swinging into the corner while cleaning. Rick Leslie, 2022.

**M. Project**

**N. Bop It, Pinch It, Sidepull It** \* 5.11d (8 bolts, 20 m) Sustained. Starts at the right-hand edge of the face behind a tall, dead tree. FA Noah O'Rourke, 2021.

**O. Ledges and Ladders** 5.10b (9 bolts) Start in the low-angled corner then move out and up face on right. FA Noah O'Rourke, 2021.

***And Now for Something Completely Different*** \* 5.10b (9 bolts, 20 m)  
Start in corner a few metres right of the previous route. Up the corner until it's possible to step left onto the hanging slab. Traverse left to the arete and then up it to a mantle near the belay. Clean on TR. FA Noah o'Rourke, 2021.

***House of Cards*** \* 5.7 (10 bolts, 22 m) The slab right of the previous route.  
FA Unknown.





### **Summerland** (west facing)

**Anna's Laugh** \*\* 5.12a (8 bolts, 17 m) Just left of Always a Pleasure. Follow crack/seam to roof, then right to a corner feature. FA Tom Freebairn, 2018.

### **Terraces, The** (east facing)

**Vertically Challenged** \* 5.11c (7 bolts) Start just left of the glued-in access rungs on The Balcony. The grade is height-dependent. PR Rolf Rybak; FA Casey Green, 2018.

**The Fresh Prince** \* 5.11c (? bolts) A direct start to Bel Air, joining that route at the 5th bolt. FA ?

### **Three Tier Buttress** (west facing)

*This west-facing, slabby buttress sits high above the valley floor and is located opposite and slightly south of Behemoth. The rock here is quite fractured, which will likely discourage much further development. The climbs are a bit scruffy and slow to dry in the spring due to drainage from the broad terrace above.*

*Approach as for Shortcut Cliff. After passing that crag, the trail curves left and steepens as it weaves up toward Cave Hill and Jericho Wall. After a couple of minutes, the trail reaches a terrace where a mountain bike trail splits off to the right and runs along a bench. Follow this for a minute or so until it steepens. Here, a small trail on the right (cairn) drops steeply down to the base of the cliff. Routes are listed from left to right.*

**The Wasp** \*\* 5.10b (12 bolts, 20 m) This one has a bit of a sting in its tail. FA Jon Jones, 202?

**Don't Blame Me, I Just Work Here** \*\* 5.10b (11 bolts, 20 m). Start up a large cracked block at the base of the highest part of the face. Before pulling the rope from the top, unclip it from all the draws, stand well back and then "whip" it to the right to prevent it from sliding down the face and getting stuck in the blocks at the base. FA Jon Jones, 202?

**I'm Offended** \*\* 5.10d (13 bolts, 20 m) Start just right of the previous climb. More sustained in the middle part than the previous two climbs. FA Rolf Rybak, 202?

### **Tippling Tower** (west facing)

**That's Poor Business** \*\* 5.12c (5 bolts, 10 m) This climb is found just right of Mortarless on the steepest section of Tippling Tower. It's a three-bolt long compression boulder problem. The FA pre-clipped the third bolt before starting, since clipping on the go seemed dangerous. FA Jason Adam, 2023.


### **Walmart Crag, East (Punk Rock)**

*Punk Rock is a newly-developed sector of the long-forgotten Walmart Crag, which is located in the gully behind the water reservoir above the Evergreen Drive parking area. Walk straight ahead to the pump house (the small building with the green roof) and then steeply up behind it, skirting the reservoir on its right. Drop back into the gully on the left and follow it to the cliffs. You will likely arrive at a wall with a prominent left-facing corner with a chain anchor at the top (there are several old routes here). Continue hiking up the gully for a few minutes to Punk Rock, an attractive, well-cleaned buttress at the right-hand end of the cliff (10 minutes from the parking). These routes have hard starts.*

A. **Strange Rover** \*\* 5.11a (9 bolts) Share the first three bolts with the next route and then up. FA Jason Chinchin, 2021.

B. **Bad Religion** \*\*\* 5.11b (10 bolts) FA Jason Chinchin, Youric Gourdeau, 2021.

C. **Socioloner** \*\*\* 5.11d (9 bolts) Stick-clip the second bolt. FA Youric Gourdeau, 2021.



**Wave, The** (south facing)

**Teddy Bears Picnic** \*\* 5.12da? (5 bolts) This short climb starts off the ledge left of Crestfallen. FA Peter Arbic, 2021.

**The Middle Finger** \*\*\* 5.13a (bolts) This link-up starts up Quicksilver (red fixed draw) and then crosses through Not Fade Away into No Visible Means of Support. The name isn't official...

**Wonder Wall** (east facing)

*This short wall with high quality routes is found just south of Crowbar Crag, which is just south of Another Buttress. It's a commemorative wall to Stevie Wonder. The three routes are listed from left to right;*

**Higher Ground** \*\*\* 5.6 (6 bolts) FA Russ Turner, 202?

**Superstition** \*\*\* 5.7, (gear) FA John Warren, 202?

**Master Blaster** \*\*\* 5.9 (6 bolts) FA Ethan Burnham, Kayden McDonagh, 202?