

Kitten Crag

July 2024

This crag has featured face and crack climbing on a pillar overlooking Howe Sound. Like most of Gonzales Creek, the climbing is packed with interesting moves and requires your full bag of technical tricks. One to six pitch sport and trad routes from 5.9 to 12+. All are well protected with natural gear and bolts.

Climbing is dangerous. Climbs may have loose holds or blocks remaining. You are responsible for your own safety. Please wear your helmet!



Paul McLellan on Adventure Cats pitch 6 (photo by Pavla Breska)

Dave Aubrey on Cuddles and Destruction pitch 2

The approach starts from the yellow gate referenced in the Gonzales Creek section of Squamish Select. Follow the road until it turns right by a clearing on your left. Near the end of the turn, right of three stumps, pick up a trail into the forest. Follow this steeply uphill. Climb an orange rope in a small gully to Little Half Dome or continue to Kitten Crag. 15-25 minutes

Any feedback or concerns, email me at david.brayden (gmail). Thanks to Paige Sorger, Casey Engstrom, Paul McLellan, Jade Littlewood, Pavla Breska, Dave Aubrey, and Omid Javadi for their help!

Hardware partly provided by the Sea to Sky Route Development Fund. Please consider donating at <https://www.seatoskyclimbing.ca/donate>. Contribute to climbing advocacy and stewardship in Squamish by signing up for the Squamish Access Society at <https://squamishaccess.ca/>



*These two climbs are accessed via a fixed rope on the left of the main wall.
Follow it to a ledge at their base.*

(1) Murder Mittens - 5.12b **


20m, light rack #0.2 - #1, #3 BD, 4 bolts (David Brayden, Sept 2021)

This route is unique in Squamish and feels like you're pulling on patina! Jam or layback through the bulge and up the crack to where it turns to sidepulls. Steep and pumpy laybacking up positive holds leads to a mantle finish. Save a #1 for the mantle.

(2) Open Project

20m, bolts

Rad arete cut with pinch holds and smooth feet. Unique climbing that gets harder as the wall steepens. Start near Murder Mittens and make a few steep pulls and a mantle right to the arete. Climb it on the left side, then around right at the last bolt. Go get it!



This climb is accessed by traversing left from the top of Hiss Sharma or down and right from the top of Murder Mittens

(3) Big Kitten - 5.12b ***

30m, 14 bolts (David Brayden, Paul McLellan, July 2021)

This sport pitch on the upper part of the crag has sustained climbing in a lovely position. Start from an anchor and stance below a small roof. Pull the roof above and launch into technical climbing up the seam and face holds. After the ledge, continue up the arete and through the roof above. Finish with an exciting reach left to the arete. Well protected and airy feeling.

These routes start from the main area at the base of the crag

(4) Floofed - 5.11a **

20m, 8 bolts (David Brayden, Paige Sorger, Oct 2021)

Start up the groove behind the tree from a little platform. Journey left then back right around the big flake through underclings and laybacks to a crux right below the anchor as it thins. A connection to the start of Big Kitten looks possible.

(5) Wiggle, Wiggle, Pounce! - 5.11c **

18m, 6 bolts (David Brayden, Sept 2021)

Start up the same groove as Floofed. Either go left or right to the third bolt (shorties go left) and up on crimps and sidepulls. Short with satisfying movement.

(6) Hiss Sharma - 5.10a ***

33m, SR 2x #0.3 - #3 BD, 2 bolts

(David Brayden, Casey Engstrom, Dave Aubrey, July 2021)

Start up the layback crack. At the stump step right onto the pillar past two bolts. Take the right most crack off the ledge (save a #3 for the pod) through a bulge, to an alcove under a roof. Pull through either side and jam or layback the crack above. Super fun! This climb can also be used to access the sport routes on the upper part of the crag, Big Kitten and Laser Pointer pitch 2.

(7) Laser Pointer - 5.12c (2 pitches) ***

2 pitches, SR #0.2 - #3, 2x #0.2 - #0.5 BD

(David Brayden, Casey Engstrom, June 2021)

Both of these pitches are packed with great climbing. P1. Climb the first pitch of C&D until just below the anchor where the last crack goes diagonally left. Follow this crack and laybacks above with difficulty to a small ledge (can be reached from Hiss Sharma in wet weather). Layback up the crack above and launch into pumpy face climbing (bolts). Finish right at the anchor on the big ledge. (12b, 35m, 4 bolts) P2. This amazing sport pitch is all bolted with an optional #0.4 on top of the flake. Leave the rest of the rack at the anchor. Climb the undercling above the belay up and left. Up a fun face seam to a crux pulling the roof. Above follow big holds right then back left to a pedestal. Balance left into a layback and finish on the arete with Big Kitten. (12c, 30m, 12 bolts)

(8) Cuddles and Destruction - 5.10c (3 pitches) ***

3 pitches, SR #0.2 - #4, 2x #0.3 - #0.75 BD (David Brayden, Paige Sorger, Sept 2020)

P1. Start up a flake and face crack in the big left facing corner. Climb up into a pod and jam or stem steeply out the top to a belay on a ledge (10a, 20m). I'll offer a 6-pack to the first person to go "under the couch" and enter the chimney from the top of the flake to the tube in the back of the pod. P2. Fun laybacking and stemming to a face out or face in crux in the slots near the top. Step left under the ledge with the anchor and mantle. Links nicely with pitch 1 (10c, 15m, 1 bolt). P3. Gain the swooping corner and follow it as it steepens and widens. At a jug, go right onto the blocky arete and climb a crack above which leads to an undercling and the anchor. (10a, 30m, 2 bolts). Two raps to descend using any of the stations below.

(9) Scratch Meowntain - 5.12b **

18m, 8 bolts (David Brayden, Aug 2022)

Fun sport climb on both sides of the steep arete. Cool moves with increasing difficulty. Finish right on the arete with a gymnastic move to the lip.

(10) Purrito - 5.10a **

32m, SR 2x #0.4 - #3, 3x #1 - #2 BD, optional #5 BD (David Brayden, Ondrej Straka, Aug 2022)

The left facing corner at the end of the platform. Fun climbing ending with a steep handcrack finish! Follow the corner crack system until it leads to a left leaning handcrack. A wide pod (optional #5) in it is the crux. The lower corner on this route has some jammed blocks on it. Be careful not to place gear in hollow rock.



Laser Pointer pitch 2 (photo by Pavla Breska)

The next routes start several meters lower and right on a platform

(11) Pet Me With Your Eyes - 5.11d ***

31m, 16 bolts (David Brayden, Casey Engstrom, Aug 2022)

This climb adventures up the aesthetic arete with a wide range of climbing styles. Start up the narrow face with face holds and a few tricky layback moves. Climb face holds right on the arete to a short corner. Past it, move around to the right side and up to a balancey crux on the smooth top of the arete. You can also skip the crux by stepping left around the arete after clipping the bolt (11a).

(12) Closed Project

(13) Adventure Cats - 5.9 (6 pitches) **

6 pitches, SR #0.2 - #3 BD, 2x #0.3 - #2

(David Brayden, Paige Sorger, July 2023)

A fun adventure to the top of the wall. P1. Move right around the arete and up some face moves which lead into the big corner. Follow it to a ledge. (5.9, 7 bolts, 18m) P2. Pay attention, this pitch meanders. Start up the corner and exit left to big face holds and a bolt (don't continue straight up the loose chimney) which lead to a face crack and the ledge on the left wall. From the top of the ledge, step right across the chasm at a bolt to the original corner. After 4 meters or so, step out of the corner right to a bolt and a cool foot traverse which leads up to the anchor. (5.9, 5 bolts, 25m) P3 A bit of an approach pitch. Mantel onto the face above and walk right to a short crack which leads to a tree at the base of the next wall. (5.8, 3 bolts, 13m) P4. Up face holds to the right of the anchor (5.9) or jam the direct crack above (10c). From the ledge, follow the beautiful flake crack above to a few face moves below the belay. (5.9, 4 bolts, 25m) P5. Heave yourself onto the ledge and continue up moderate climbing past a few tricky step ups. Walk through the forest a few meters to reach the anchor at the bottom of the last pitch. (5.9, 6 bolts, 30m) P6. Gonzales-y climbing with interesting moves and holds up the final wall. Stand up left of the first rounded bulge above the initial moves. Meow! (5.9, 1 bolt, 20m).

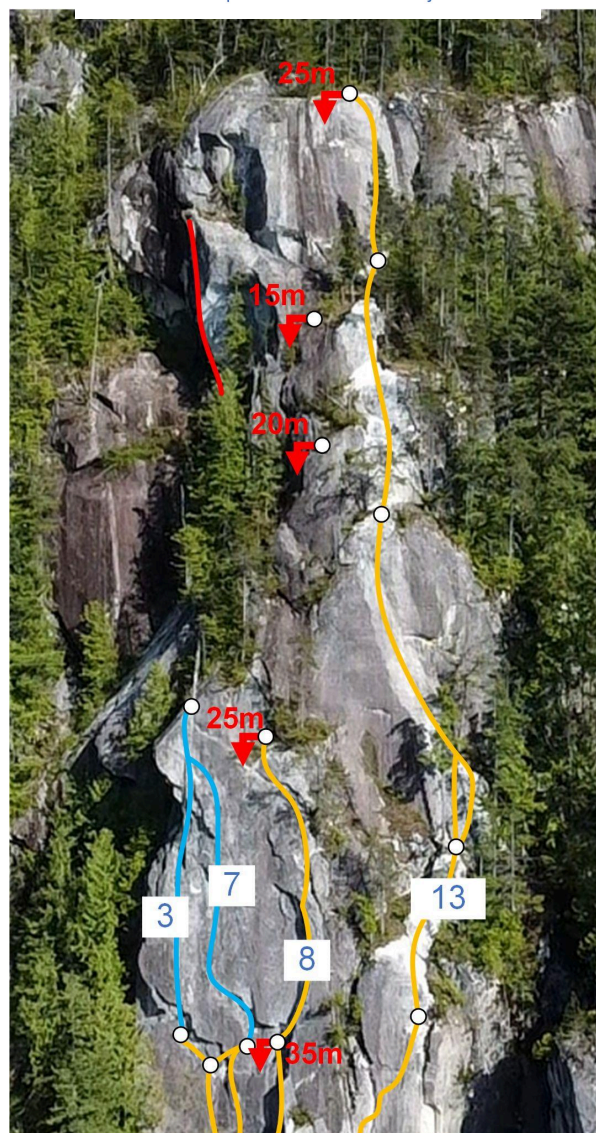

To descend, make three raps on the climbers left of the route to the top of Cuddles and Destruction / Laser Pointer. From there it's two more to the ground, with lots of anchor options. Be careful not to throw ropes on climbers below you.

(14) Crag Kitten - 5.11a ***

25m, SR #0.2 - 2 BD, 2x #0.5 - #1, 5 bolts

(David Brayden, Paul McLellan, Aug 2023)

This pitch starts at an anchor 3m right of the p1 anchor of adventure cats. Great face and crack climbing just off the arete. Cruxy laybacking towards the top as the crack thins. Can be used as a harder alternative to Adventure Cats p2 or climbed on its own.



Little Half Dome

Quality sport climbing in the forest. The wall stays shady all day

As the trail loops to the right, you will see an orange rope that goes up a small gully. Follow the trail to the wall and make your way up to a small ledge that seems to be the perfect size. The wall is bigger than expected!

(1) Closed Project

(2) Standards of a Southern Gentlemen (Closed Project)

27m, 13 bolts

Closed at the time of publishing but open if the red tag is gone. Start as for 'Something is Rotten' but trend left and up on solid rock and small holds.

(3) Something is Rotten in the State of Denmark - 12a


27m, 12 bolts (Tim Schaufele)

Start up the middle of the wall through a series of cool ledges and a technical crux trending right of the bolts through a series of sidepulls. The jug on 'Standards' is not a part of this route so don't even think about it!

(4) 19th Century Sailor - 12a

27m, 11 bolts (Tim Schaufele)

The rightmost line of the crag trending up the seam in the left facing corner to a big move and up through a series of edges.



Colin Moorhead on Something is Rotten in the State of Denmark (photo by Tim Schaufele)