

The Corner Unit

This crag is an extension of the routes established here in 2019, including the popular two-pitch outing "Condo Crack". A large wall, 30m tall and 15 routes wide with a few routes at each grade from 5.6 to 5.10 and a pleasant base area. Lots of morning sun, afternoon shade and a quick 5-minute approach. A standard Squamish rack to 3" will be good for most. All the routes can be climbed with a 60m rope aside from "Condo Crack", which requires a 70m or better yet, a walk-off. The first few routes on the right side of the wall are a full 30m, so tie a knot and be careful when lowering. Many variations are possible, so get creative and enjoy.

A big thank you to all of those who have donated (and continue to donate) to the Sea-to-Sky bolt fund, much of the hardware for this crag and many others has been purchased with your donations and it is very appreciated by local route developers. <https://gofund.me/a6e867f1>

Approach is via the Papoose descent trail. From the Shannon Falls access intersection with Highway 99, a good trail heads up to an immediate fork. Stay left (right goes to the main Papoose climbing area) and hike for 5 minutes. An obvious fork goes to the left and reaches the crag in 1 more minute. Climbs on the backside (not listed here) are 1 minute beyond this wall.

1

Corner Unit 5.8 ****

The aesthetic arête holds really nice pickets, dyke holds and great position.
SR, 6 bolts 30m FA Nick McNutt 2019

2

Income Suite 5.10a ****

Sustained climbing past bolts leads to a nice layback crack up high.
SR, 6 bolts 30m FA Nick McNutt 2019

3

Strata Fees 5.9 ***

Climb past a bolt to a short finger crack. Fun climbing through the pocketed face above leads to the shared anchor with "Income Suite". A small cam (green alien) protects the moves after the first bolt. The original line moved right into "Income Suite" after the second bolt.
SR, 5 bolts 30m FA Nick McNutt 2019

4

Condo Crack 5.6 ****

A great introductory multi-pitch climb, with great views up high. Some may wish to bring double cams from #.75 to #2 for extra comfort on P1. Please be mindful of others and use the easy walk-off along the ridge to the south if its busy, otherwise it can be rappelled with a 70m rope.
Pitch 1: Head up the fun crack for 34m to the big ledge and a bolted anchor.
Pitch 2: Move the belay left 10m to another anchor. Climb nice cracks past a few horizontal breaks to the top of the wall. Walk off along the ridge to gain the main descent trail.
SR, two 34m pitches FA Nick McNutt 2019

5

Down Payment 5.6 ***


Another good, easy crack climb that can also be linked into *Condo Crack* if desired.
SR, 25m FA Nick McNutt 2021

6

Market Value 5.7 ***

Climb up past a bolt to reach the short hand crack. Bolts and gear lead up the nice face above.
SR, 6 bolts 25m FA Chris Small 2021

- 7 **Eviction Notice 5.10b *****
Climb easily to reach a thin, technical slab protected with closely spaced bolts. Easier climbing above past horizontal cracks and a move left to the shared anchor with *"Priced Out"*.
SR, 5 bolts 25m FA Nick McNutt 2021
- 8 **Priced Out 5.7 ******
Climb the nice lightning-bolt shaped crack to its top, where an exciting face move leads to a couple of horizontal breaks. 2 bolts above lead through some great face climbing through pockets. Good value for a modest grade!
SR, 2 bolts 25m FA Nick McNutt 2021
- 9 **Call an Arborist 5.8 ******
The obvious, deep crack marks the start of this route. Head straight up it, past a couple of horizontal cracks and a steeper section of the wall. Bolts protect a thin sequence moving left, and moving up too far will feel hard for the grade. Shared anchor with *"Bidding War"*.
SR, 3 bolts 25m FA Chris Small 2021
- 10 **Bidding War 5.9 *****
Takes the fully-bolted line to the left of the deep crack to a crux up near the top of the wall.
9 bolts, 25m FA Nick McNutt 2021
- 11 **Counteroffer 5.6 ****
Head up past 2 bolts to a thin move gaining some easier broken cracks. Trust your feet!
SR, 2 bolts 24m FA Nick McNutt 2021
- 12 **Stress Test 5.10a ****
Takes the line of black bolts. Faith in your shoe rubber will keep the stress levels to a minimum.
8 bolts, 24m FA Jeff Thomson 2021
- 13 **Capital Gains 5.8 ****
Climb up to a thought-provoking sequence at the 3rd bolt. Easier gear protected climbing above leads to the anchor.
SR, 4 bolts 24m FA Nick McNutt 2021
- 14 **Curb Appeal 5.7 *****
Face climb past some short cracks and face features to a ledge. Some more easier climbing reaches a shared anchor with *"Blown Budget"*.
SR, 4 bolts 23m FA Nick McNutt 2021
- 15 **Blown Budget 5.8 ****
The left-most route is a good test of your faith in friction. Climbing too far to the right will feel harder than the given grade...
7 bolts, 23m FA Nick McNutt 2021



Condo Crack P2

5

4

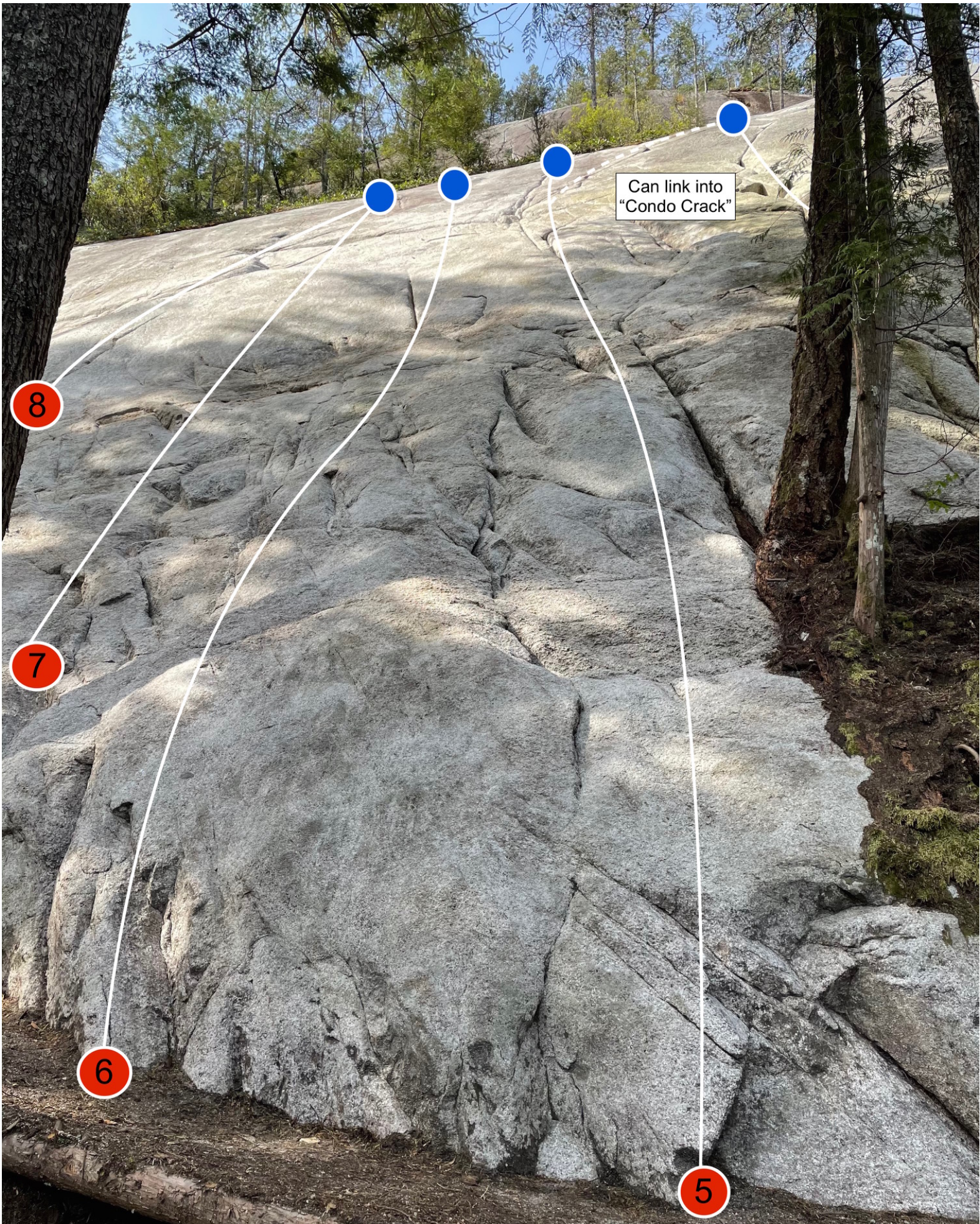
3

2

1

Condo Crack requires a 70m rope!
Walk off if using a 60m or use the
anchor on "Strata Fees" to lower.

These 3 routes are a full 30m, please be
careful and always tie knots in your rope.



Can link into
"Condo Crack"

8

7

6

5



7

8


9

10

11

12

13



10

11

12

13

14

15